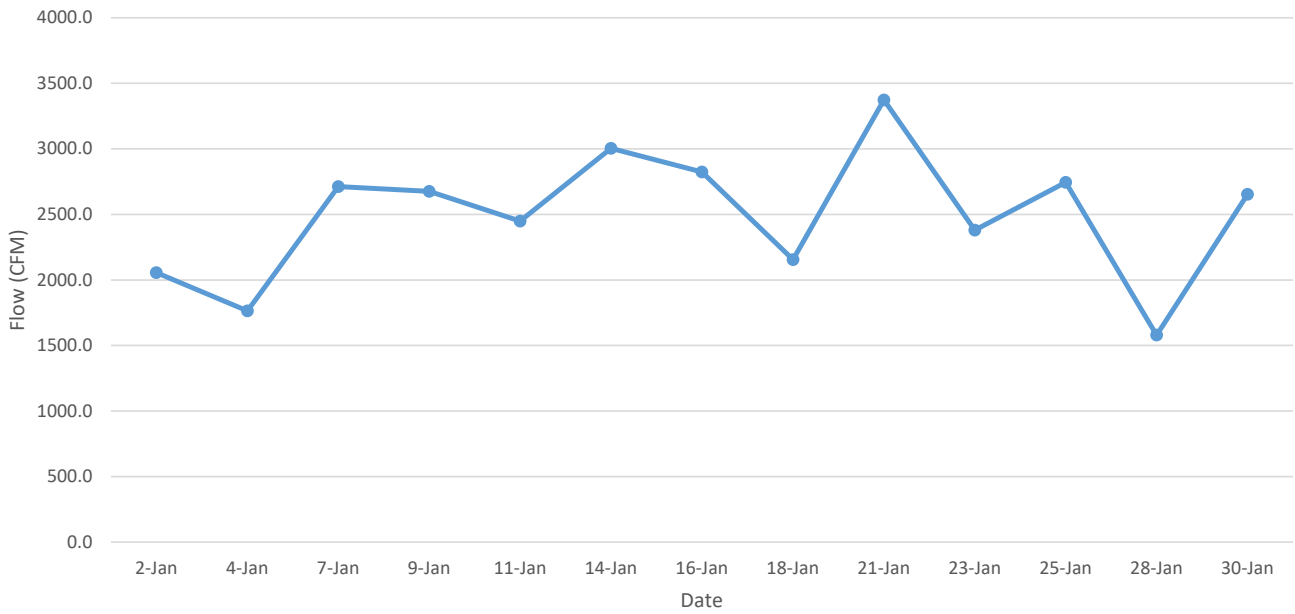


EXHIBIT 4

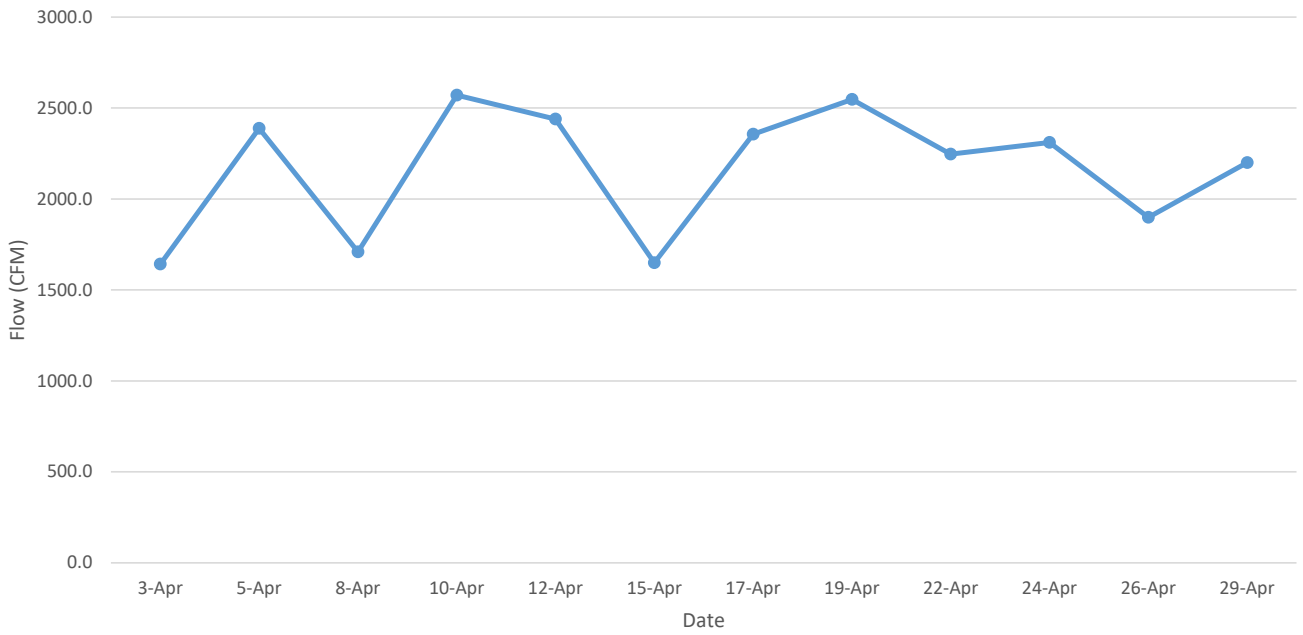
Historical LFG Collection and Flaring Rates

Volusia County Tomoka Farms Landfill Recorded LFG Flow
January 2019



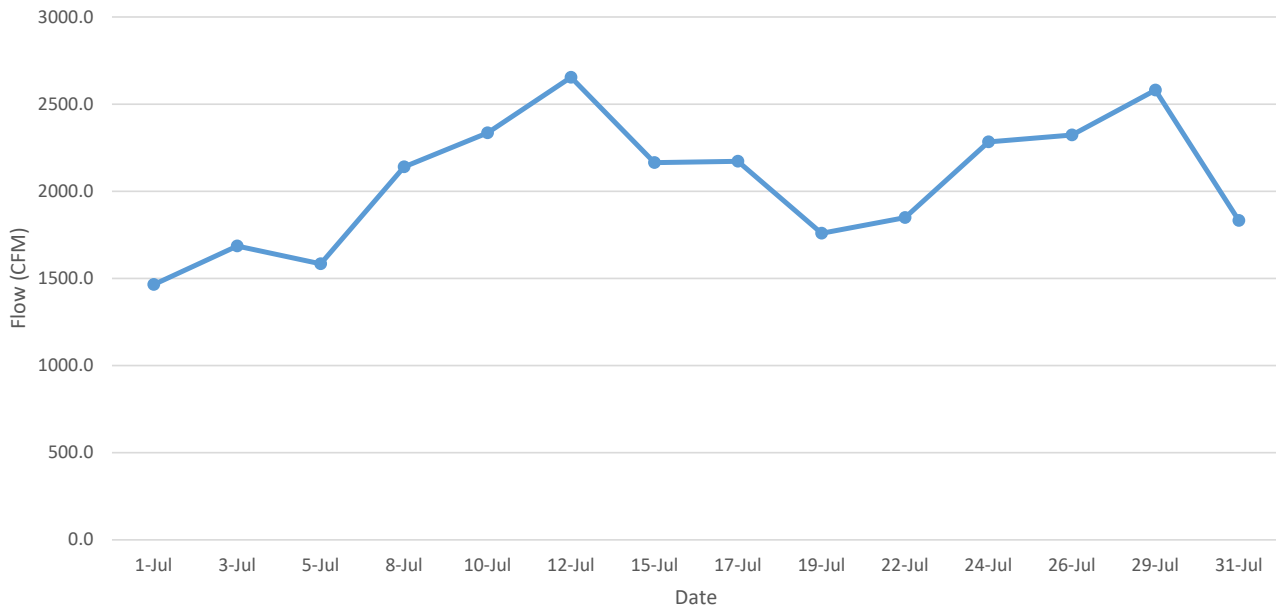
Row Labels	Average of FLOW
2-Jan	2056.0
4-Jan	1764.6
7-Jan	2711.7
9-Jan	2675.7
11-Jan	2449.8
14-Jan	3003.3
16-Jan	2823.2
18-Jan	2154.3
21-Jan	3373.6
23-Jan	2379.6
25-Jan	2743.9
28-Jan	1578.7
30-Jan	2654.2
Grand Total	2489.9

Volusia County Tomoka Farms Landfill Recorded LFG Flow
April 2019



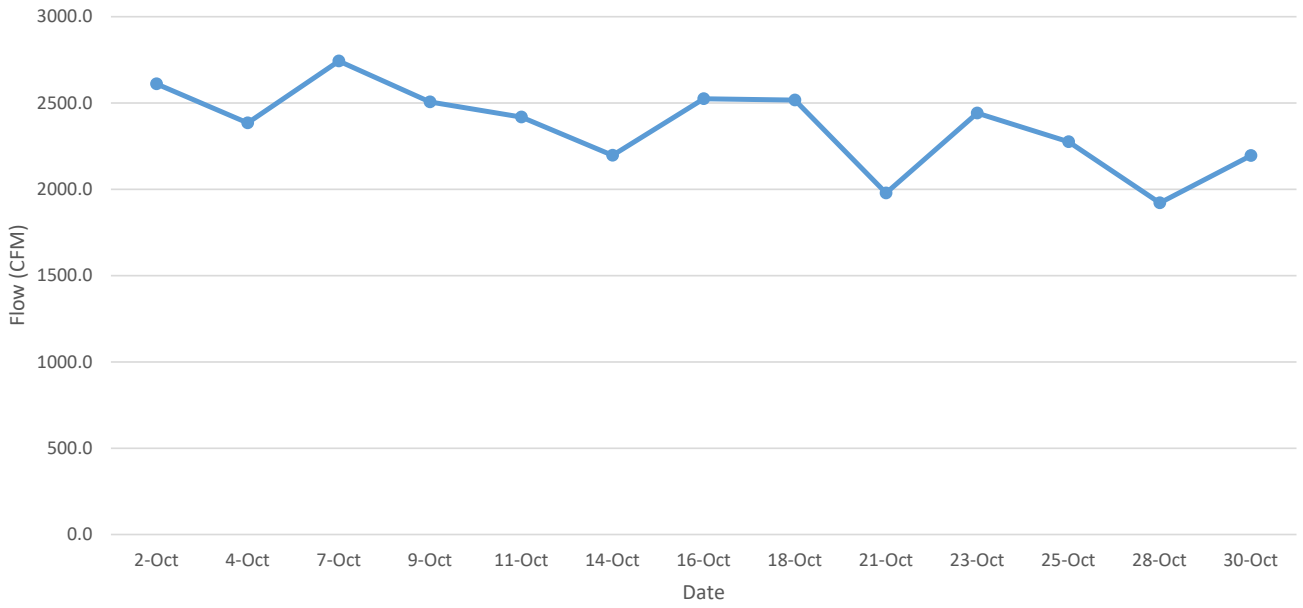
Row Labels	Average of FLOW
3-Apr	1641.6
5-Apr	2387.8
8-Apr	1709.5
10-Apr	2571.0
12-Apr	2438.9
15-Apr	1649.2
17-Apr	2356.4
19-Apr	2547.9
22-Apr	2246.9
24-Apr	2311.6
26-Apr	1898.6
29-Apr	2199.4
Grand Total	2163.7

Volusia County Tomoka Farms Landfill Recorded LFG Flow
July 2019



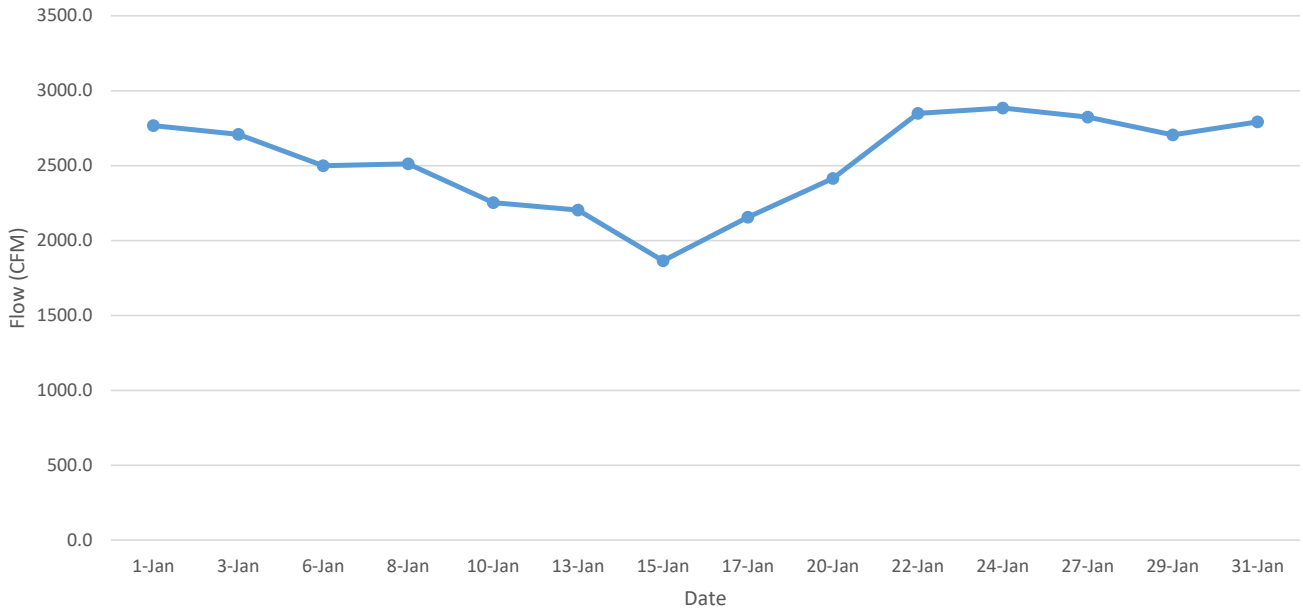
Row Labels	Average of FLOW
1-Jul	1464.7
3-Jul	1685.1
5-Jul	1583.6
8-Jul	2139.8
10-Jul	2334.9
12-Jul	2654.1
15-Jul	2165.0
17-Jul	2172.2
19-Jul	1759.4
22-Jul	1849.4
24-Jul	2282.5
26-Jul	2322.7
29-Jul	2580.3
31-Jul	1832.6
Grand Total	2059.2

Volusia County Tomoka Farms Landfill Recorded LFG Flow
October 2019



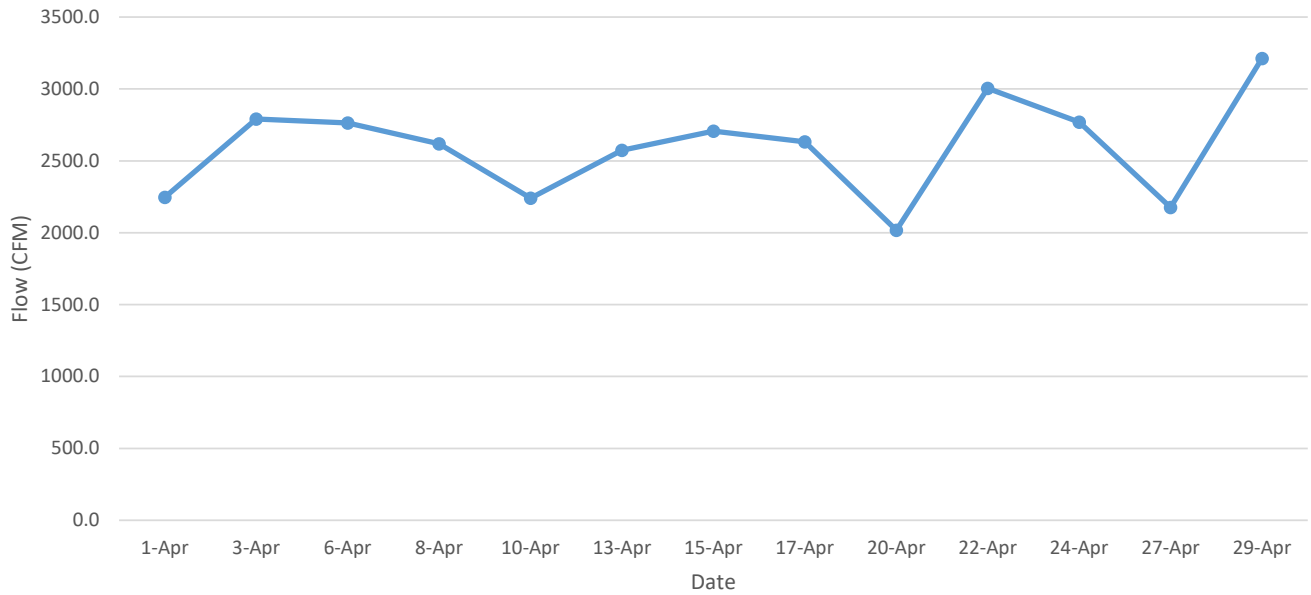
Row Labels	Average of FLOW
2-Oct	2611.0
4-Oct	2384.5
7-Oct	2742.9
9-Oct	2506.2
11-Oct	2417.9
14-Oct	2197.3
16-Oct	2524.4
18-Oct	2517.3
21-Oct	1978.3
23-Oct	2441.4
25-Oct	2275.6
28-Oct	1921.2
30-Oct	2195.4
Grand Total	2362.6

Volusia County Tomoka Farms Landfill Recorded LFG Flow
January 2020



Row Labels	Average of FLOW
1-Jan	2767.1
3-Jan	2707.7
6-Jan	2499.6
8-Jan	2511.4
10-Jan	2252.2
13-Jan	2203.4
15-Jan	1864.7
17-Jan	2155.5
20-Jan	2413.3
22-Jan	2849.0
24-Jan	2884.4
27-Jan	2824.2
29-Jan	2704.9
31-Jan	2792.5
Grand Total	2530.7

Volusia County Tomoka Farms Landfill Recorded LFG Flow
April 2020



Row Labels	Average of FLOW
1-Apr	2245.6
3-Apr	2790.7
6-Apr	2764.0
8-Apr	2618.5
10-Apr	2240.8
13-Apr	2573.3
15-Apr	2705.7
17-Apr	2632.3
20-Apr	2017.3
22-Apr	3004.3
24-Apr	2769.1
27-Apr	2175.3
29-Apr	3213.0
Grand Total	2596.1